

TAKE COMMAND OF YOUR SPACE



**SMART &
AFFORDABLE**
CONTROLS BY





YOU HAVE THE POWER

TO CREATE SMART
BUILDINGS WITH THE
HELP OF **LITELOGIC**
BY BARRON



Experience the limitless possibilities of Bluetooth wireless technology, where automation becomes effortless, energy, labor and material costs are significantly reduced, and setting up lighting control becomes a breeze.

Introducing **LiteLogic Bluetooth controls**, **designed to seamlessly manage multiple zones within any space**. With a **user-friendly** interface that can be programmed within minutes using just your smartphone, **LiteLogic** is the ideal choice for a wide range of environments, including warehouses, offices, medical centers, schools, and auditoriums, whether they are newly constructed or undergoing retrofitting. **LiteLogic** sensors are **easily installed on-site** and are compatible with a variety of **Trace-Lite** fixtures.

Unlock the ultimate lighting controls solution with **LiteLogic by Trace-Lite**.

TRACE  **LITE**



HI, WE'RE BARRON, THRILLED TO MEET YOU.

Founded in 1973 as an electronics manufacturer, **Barron Lighting Group** has enjoyed five decades of growth built on its core values of integrity and innovation. In 1992, **Barron** added **Trace-Lite** to our product offering, bringing indoor and outdoor commercial lighting to customers across North America.

LiteLogic Bluetooth controls are the next evolution in lighting controls. Giving you the ability to fully control your lighting fixtures remotely via app on your smart device.

Barron has quality products, a very broad offering, and their pricing is very competitive. Barron has many many products that comply with BAA, which helps us out very much.

Tom Curtis
Resource Lighting

TABLE OF CONTENTS

5 How it's
Different

6 Unlimited
Zones

7 Ultimate
Security

8 LiteLogic
Features

9 Bluetooth
Benefits

10 Using
the App

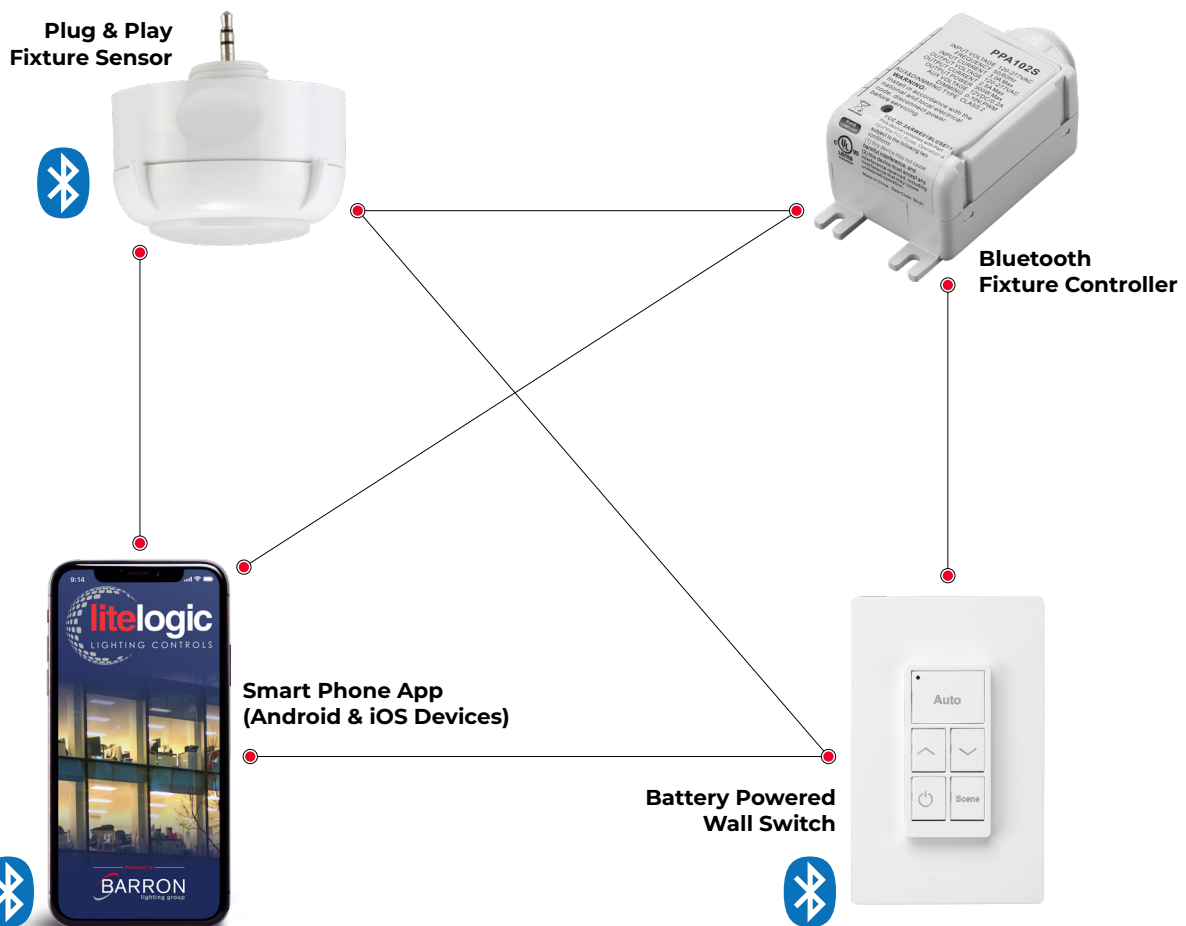
12 Energy
Efficiency

13 Nodes & Controls
Compatibility



BY HARNESSING THE POWER OF
BLUETOOTH TECHNOLOGY

ALL FIXTURES SEAMLESSLY CONNECT AND TRANSMIT INFORMATION TO ONE ANOTHER



Bluetooth mesh wireless technology is specially **optimized for commercial lighting requirements**, highly reliable, robust, low latency, high uniformity, easy-to-use and gateway-free.


LEARN MORE

888.533.3948 | barronltg.com

TRACE LITE
commercial & industrial lighting

BLUETOOTH® MESH V4.2 & 5.0 PROTOCOLS

TRANSMISSION UP TO 150 FEET



CREATE PERMISSION LEVELS FOR DIFFERENT USERS

128-BIT DATA ENCRYPTION



ULTIMATE SECURITY

User permissions are assigned via the app by scanning **encrypted QR codes**. Network devices cannot be accessed without the QR code, giving you ultimate security.

LEARN MORE

888.533.3948 | barronltg.com

 **TRACE LITE**
commercial & industrial lighting

YOU ASKED FOR IT

LITELOGIC DELIVERED



SIMPLE PLUG AND PLAY
IN THE FIELD



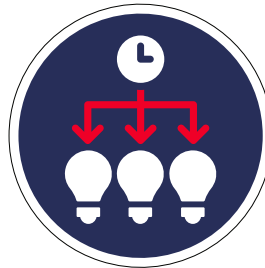
SECURE COMMISSIONING
*SCAN QR CODE FOR EASY
INSTALLATION INSTRUCTIONS*



SET-UP DONE DIRECTLY
ON YOUR SMART PHONE
IN MINUTES



INDIVIDUAL OR
GROUP SENSOR
ADDRESSABILITY



SCHEDULING FOR
INDIVIDUAL LIGHTS,
GROUPS OR SCENES



CROSS LINK
SENSORS BETWEEN
GROUPS



SCENE
CONTROL
127 PER ZONE

ADVANTAGES OF BLUETOOTH® PROTOCOLS

CONNECT WIRELESSLY



LEARN MORE

888.533.3948 | barronltg.com

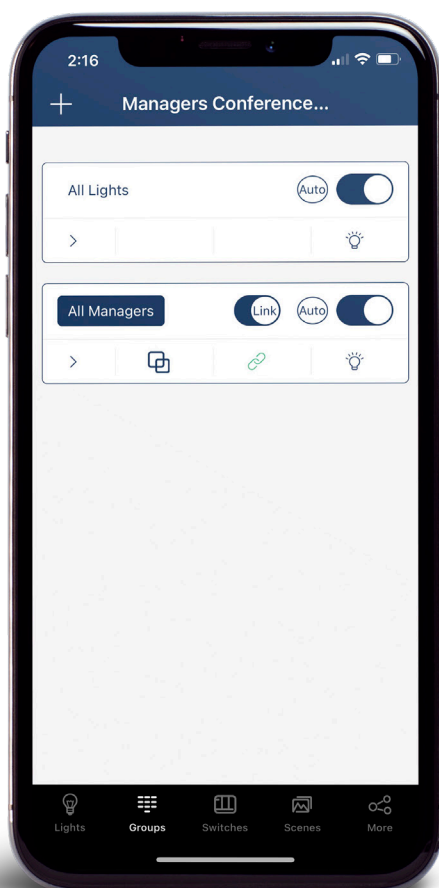
SIMPLE APP SETUP

EASY PAIRING, COMMISSIONING,
AND OPERATION

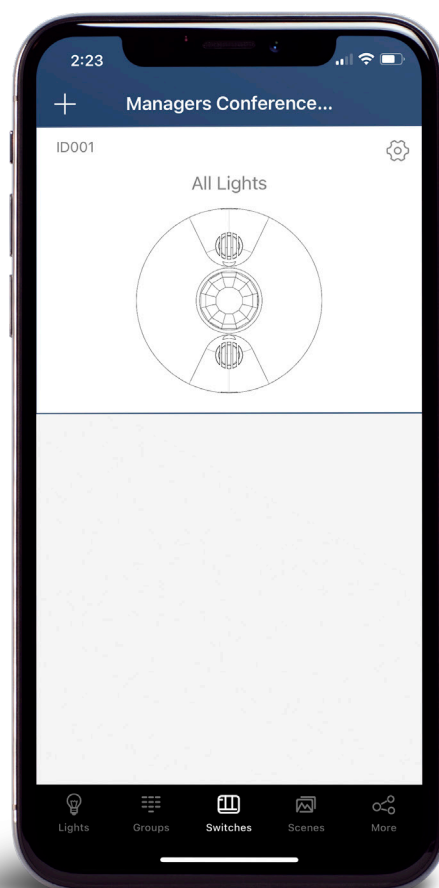
ADD
LIGHTS



CREATE
GROUPS



ADD
KEYPADS

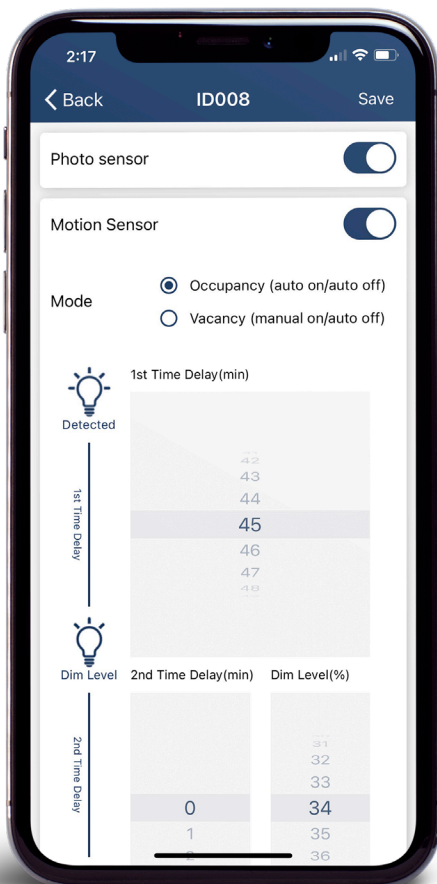


Experience optimized spaces with LiteLogic! Our Auto mode utilizes sensors, automatically adjusting light levels for the **ultimate illumination.**

ADDITIONAL FUNCTIONALITY

**QUICK AND EASY SETUP
COMPLETED IN MINUTES**

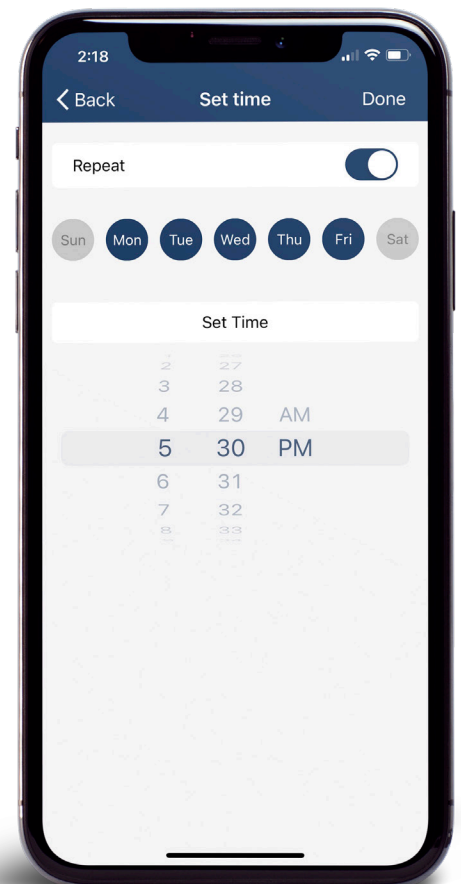
ADJUST SENSOR SETTINGS



CREATE SCENES



CREATE SCHEDULES



Customize lighting effortlessly with LiteLogic. Tailor lighting levels, schedules, and layouts to any space. **Take full control** of your lighting with LiteLogic.



LEARN MORE


888.533.3948 | barronltg.com

TRACE LITE
commercial & industrial lighting

ENERGY EFFICIENCY MAKES FOR HAPPY CFOs

AND A HEALTHY PLANET























TITLE
24
COMPLIANT



- Meets government and state code **compliance requirements**
- Earn installation **energy rebates**
- Daylight harvesting with continuous adjustment mode **saving up to 40% in energy costs**
- LiteLogic products can help you address requirements in **LEED® building certification**, and help you to capitalize on government rebates
- Title 24 compliance

INDOOR

FIXTURE COMPATIBILITY

		SENSOR AND ACCESSORIES											
		Integral Factory Installed (-LE)	LE-MS2- HB1	LE-MS3- AUX-HB1	LE-MS6- AUX	LE-MS- ECO3 (1 per room)	LE-C1 (1 per fixture)	LE-C6	LE- DC4CH	LE-SW2	LE-SW3	LE-SW4	LE-WP
													
NHBL				✓									
MQHB				✓					✓	✓	✓	✓	
RSHL				✓					✓	✓	✓	✓	
LPX & LPX-CP4					✓	✓			✓	✓	✓	✓	
RKCB & RKLp					✓				✓	✓	✓	✓	
CBLO					✓	✓			✓	✓	✓	✓	
SLS			✓						✓	✓	✓	✓	
VPA			✓						✓	✓	✓	✓	
SSF-LE		✓							✓	✓	✓	✓	
RGB- WFP								✓					
RGB- WRD								✓					
EMERGENCY EQUIPMENT								✓					















LEARN MORE

888.533.3948 | barronltg.com

TRACE LITE
commercial & industrial lighting

OUTDOOR

FIXTURE COMPATIBILITY

		SENSOR AND ACCESSORIES							
		Available as kits, see product specification sheets for details							
		LE-MS3W-XX AUX-HB1	+	LE-ADAPTERW- XX-AUX	+	LE-RECPTW- XX-AUX	+	LE-C3	
			+		+		+		
ECX		✓	+	✓	+	✓			
FxA 70-350W		✓	+	✓	+	✓	+	✓	
RxAR		✓							
PKR KIT		✓							
E110S		✓	+	✓					
WLZ4-10		✓	+	✓	+	✓	+	✓	
RWE		✓	+	✓	+	✓	+	✓	
WTA-CP		✓	+	✓	+	✓	+	✓	







LIGHTING THE WORLD

FOR A BETTER FUTURE

Experience the cutting-edge innovation of **LiteLogic by Trace-Lite**, revolutionizing energy efficiency, enhancing occupant comfort, and ensuring code compliance for indoor and outdoor applications. With Luminaire Level Lighting Controls (LLLC) seamlessly integrated into Trace-Lite controls ready fixtures, facilities can effortlessly **save energy** and improve occupancy comfort. What sets LiteLogic Bluetooth controls apart is its **user-friendly app** and **hassle-free field installation** of sensors and network nodes. With the innovative LiteLogic app, nodes can be commissioned without the requirement of a gateway or internet access. Stay ahead of the curve and under budget with LiteLogic.



 Get it from the
App Store

 Get it from
Google Play



 **TRACE LITE**
commercial & industrial lighting

10840486 Rev 16

888.533.3948 | barronltg.com