

The CT400E Series offers a modern, slim profile, extruded aluminum enclosure design ideal for commercial and institutional installations. Designed to meet the State of Connecticut requirements, utilizing a universal handicap symbol. The CT400E Series features high-intensity red or green LED's providing bright and uniform illumination.

FEATURES & BENEFITS

- Meets State of Connecticut Emergency Building Code requirements (Para. 1011.1.2)
- Face includes "EXIT" legend with the ADA compliant, modified accessibility symbol
- Universal single- or double-face design includes (2) faceplates, backplate and mounting canopy
- California Energy Commission (CEC) compliant
- Buy American Act (BAA) compliant

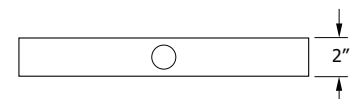
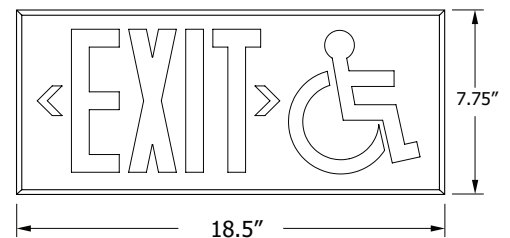
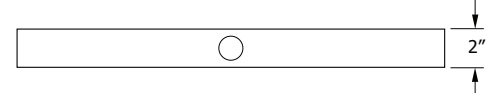
SPECIFICATIONS

Illumination:	Long-life, high-intensity, red or green LEDs.
Housing:	Extruded aluminum with power coated finish
Input:	120/277VAC dual primary, 60Hz.
Battery:	Maintenance-free NiCad battery.
Operating Temp:	10°C to 40°C (50°F to 104°F)
Run Time:	CSA Listed 90 minute emergency run time, 24 hour recharge time.
Electrical:	Brownout Protection Low Voltage Disconnect Overload and Short Circuit Protection
Legend:	Fully-illuminated 6" characters with 3/4" stroke and field-selectable directional chevrons.
Mounting:	Ceiling, end or wall mounted, canopy included.
Finishes:	Black or White
Certifications:	CSA listed and meets or exceeds the following: UL 924, NEC requirements and NFPA 101. Specifically designed to meet the requirements of the State of Connecticut, Building Code paragraph 1011.1.2.
Warranty:	Any component that fails due to a manufacturing defect is guaranteed for five years with a separate five year prorated warranty on the battery. The warranty does not cover physical damage, abuse or instances of uncontrollable natural forces. See the full Exitronix warranty document for detailed information.


Model: _____ Date: _____
Accessories: _____
Job Name: _____ Type: _____



Shown with
NS option



Shown with
NS option



ORDERING INFORMATION Example: CT400E-WB-WH-TF

Series	Power Source	Finish	Options (Factory Installed)	Accessories ⁴ (Field Installed)
CT400E ¹ = Red Universal	LB = AC Only	WH = White	2C1 ² = 2 Circuit Input 120VAC	ER1-KIT = 1' Pendant Mount
GCT400E ¹ = Green Universal	WB = With Battery	BL = Black	NS ³ = No Modified Accessibility Symbol	
		CC = Custom Color	TF = 120 Minute Run Time	

Notes¹ Includes (2) faceplates, backplate and mounting canopy² LB only³ Not a CSA Listed option⁴ Order as separate line item**CONSTRUCTION**

The CT400E series exit is constructed of extruded aluminum. Universal chevron knockouts are concealed and easily removed. All units are supplied with mounting canopy for ceiling, wall or end mounting. Finish options include white or custom color powder coat.

Stencil letters and ADA compliant modified accessibility symbol are 6" high with 3/4" stroke, with minimum of 100' viewing distance rating as required by UL 924 standard.

ILLUMINATION

Illumination of the CT400E series is accomplished utilizing high-intensity, long-life red or green LEDs. LEDs provide excellent illumination while maximizing energy-efficiency. As a maintenance-free solution, LEDs provide up to 100,000 hours of use without failure.

ELECTRICAL**Input**

Dual-voltage input 120 or 277VAC @ 60Hz.

Nickel Cadmium Battery - NiCad

Extronix nickel cadmium batteries are maintenance-free with a life expectancy of 15 years. NiCad technology provides long lasting, safe and reliable performance by utilizing the jellyroll design and allows a NiCad cell to deliver a much higher maximum current than an equivalent size alternative battery. As a relatively larger area of the electrode is in contact with the active material in each cell, the internal resistance for an equivalent sized NiCad cell is lower which increases the maximum current that can be delivered.

Emergency

The CT400E series exit will operate for a minimum of 90 minutes during a loss of power with a 24 hour minimum recharge time for the battery. An extended 120 minute battery is available.

Brownout Circuit

Brownout circuit monitors the line voltage, as the line voltage sags and can no longer illuminate the exit sign to meet UL924 visibility test, the emergency circuit will turn on to supply a portion or all the power to illuminate the sign for a minimum of 90 minutes until the line voltage is restored.

Low Voltage Disconnect

When the battery's terminal voltage falls below predetermined levels, the low voltage circuit disconnects the emergency lighting load. The disconnect remains in effect until normal power is restored, preventing deep battery discharge and improving the life of the battery. The disconnect will also automatically reconnect the load circuit once the battery voltage returns to a normal value after charging.

Solid-State Transfer

The unit features a solid-state switching transistor which eliminates damaged contacts or mechanical failures associated with relays. The switching circuit is designed to detect a loss of AC power and automatically energizes the lamps. Upon restoration of the AC voltage, the emergency lamps will switch off and the charger will automatically recharge the battery.

Overload and Short Circuit Protection

The solid-state overload monitoring system in the DC circuit disconnects the lamp load from the battery should excessive wattage demands be made and automatically resets when the overload or short circuit is removed. This overload current protective characteristic eliminates the need for fuses or circuit breakers for the DC load.

Test Button

Our easily located test button allows for manual verification of proper operation of the transfer circuit and emergency lamps.

INSTALLATION

Installs in minutes with easy-to read instructions and detailed diagrams. No special hardware or tools necessary. Internally housed components and battery.

OPTIONS**Two-Circuit Operation (Option: 2C1)**

Two-circuit operation features for emergency lighting allows the dual input of power sources for units less battery (AC only).

The purpose of this feature is to provide the compatibility of our emergency units in applications where inverters or alternate back up power sources are utilized.

CONFORMANCE TO CODES & STANDARDS

The CT400E Series is CSA Listed and meets or exceeds the following: UL 924, CEC, NEC requirements and NFPA 101. Specifically designed to meet the requirements of the State of Connecticut, Building Code paragraph 1011.1.2.