

Customize the message on many of our signs with specialty signage. Get the value and performance benefits our products offer and take advantage of the latest LED technology.

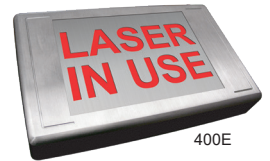
Model: _____ Date: _____
 Accessories: _____
 Job Name: _____ Type: _____

FEATURES

- Available in plastic (VEX), die-cast (400E and 400EX), edge-lit (900EX) and wet location (VEX-WP) enclosures
- Single or double-faced configurations
- Built with the same quality components as our Exit signs

APPLICATIONS

- Hospitals/Clinical Labs
- School Campus
- Radio Stations/Concert Venues
- Retail
- Stadiums/Gymnasiums
- Restaurants/Bars



SEE PAGES 3-4 FOR AVAILABLE LEGENDS

GENERAL ORDERING INFORMATION

- Contact factory for specialty signage
- Specialty signage is not UL listed
- Popular Specialty Signs are for reference only, additional set-up charges may occur in certain configurations

VEX Series



ORDERING INFORMATION Example: VEX-1-LB-WH-SS12

Series	Style	Power Source	Finish	Options (Factory Installed)
VEX = Red	U ¹ = Universal	LB = AC Only	BL = Black	SS ³ = Specialty Signage
GVEEX = Green	1 ² = Single-Face	WB = With Battery	WH = White	SALIDA ⁴ = Salida Legends

Notes

¹ Universal includes second exit face and backplate

³ Consult factory for alternate legends and custom configurations

² Available for Specialty Signage only

⁴ Only available as universal (U)



400E Series



AVAILABLE WHILE SUPPLIES LAST

ORDERING INFORMATION Example: 402E-LB-BA-SS63

Series	Power Source	Finish	Options (Factory Installed)
402E = Red Single-Face	LB = AC Only	BB = Black w/ Black Face	FM ¹ = Flush Mount Kit
403E = Red Double-Face	WB = NiCad Battery (std)	BL = Black w/ Alum. Face	SS ² = Specialty Signage

Notes

¹ FM only available in single face

² Consult factory for alternate legends and custom configurations



400EX Series



ORDERING INFORMATION Example: 402EX-WB-BA-SS701

Series	Power Source	Finish	Options (Factory Installed)
402EX = Red Single-Face	LB = AC Only	BA = Brushed Alum. w/ Alum. Face	SS ¹ = Specialty Signage
403EX = Red Double-Face	WB = NiCad Battery (std)		
G402EX = Green Single-Face	2CI1 = 120V 2 Circuit Input		
G403EX = Green Double-Face	2CI7 = 277V 2 Circuit Input		

Notes

¹ Consult factory for alternate legends and custom configurations

900EX Series



ORDERING INFORMATION Example: 902EX-U-WB-RC-BA-SS708

Series	Mounting	Power Source	Panel Color	Finish	Options (Factory Installed)
902EX = Single-Face	R = Recessed	LB = AC Only	GC = Green Letters/Clear Panel	BA = Brushed Alum.	SS ³ = Specialty Signage
903EX ¹ = Double-Face	U = Universal Surface	WB = NiCad	GM = Green Letters/Mirror Panel	BL = Black	
	WR ² = Wall Recessed	2CI = 2 Circuit Input 120/277VAC	GW = Green Letters/White Panel	WH = White	
			RC = Red Letters/Clear Panel		
			RM = Red Letters/Mirror Panel		
			RW = Red Letters/White Panel		

Notes

¹ Double face available with white or mirror panel only

² Single face, clear panels only (RC or GC)

³ Consult factory for alternate legends, laser etching, or custom configurations

VEX-WP Series



ORDERING INFORMATION Example: VEX-WP-1-WB-WH-SS701

Series	Style	Power Source	Finish	Options (Factory Installed)
GVEX-WP = Green	1 = Single-Face	LB = AC Only	BL = Black	SS ¹ = Specialty Signage
VEX-WP = Red	2 = Double-Face	WB = With Battery	GR = Gray	
			WH = White	

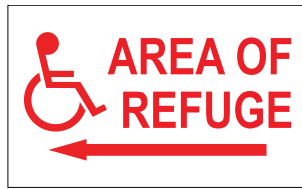
Notes

¹ Consult factory for alternate legends and custom configurations

SEE PAGES 3-4 FOR AVAILABLE LEGENDS



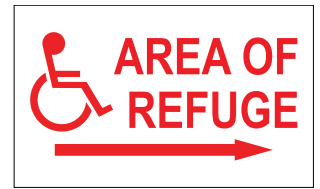
SS303



SS458



SS21



SS457



SS704



SS566



SS64



SS71



SS357



SS701



SS1



SS915



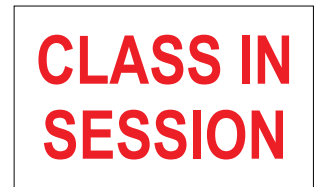
SS708



SS91



SS70



SS894



SS69



SS410



SS28



SS905



SS39



SS57



SS65



SS881



SS702



SS914



SS102



SS3

IN USE

SS24

**LASER
IN USE**

SS63

LOBBY

SS216

**MAGNET
ALWAYS
ON**

SS275

**MAGNET
IN USE**

SS240

**MAGNET
ON**

SS281

MEN

SS16

**MICROSCOPE
IN USE**

SS848

MRI ON

SS897

**NOT AN
EXIT**

SS85

ON AIR

SS26

OZ ← →

SS842

RECORDING

SS211

**ROOM
IN USE**

SS30



SS514

SALIDA

SS19

**STAFF
ONLY**

SS888

STAIRS

SS8

**SYSTEM
ON**

SS856

**TEST IN
PROGRESS
DO NOT ENTER**

SS875

**TO AREA
OF
REFUGE**

SS505

**UV LAMP
IN USE**

SS873

**WARNING
TEST IN
PROGRESS**

SS874

WOMEN

SS17

**X-RAY
IN USE**

SS12

**X-RAY
ON**

SS31