

DESCRIPTION

The RQHL Series is a cost-effective round highbay solution offered in multiple lumen packages. Delivering up to 30,000 lumens, the RQHL is optimized for project flexibility in retail, industrial, commercial, manufacturing, warehousing, gymnasium and other large interior spaces with mounting heights up to 50'. The RQHL features an IK10 rated lens and is supplied with a standard 3/4" mounting hook, 6' cord and safety cord. This series can be pendant, hook or surface mounted and is available with optional battery backup, motion sensor and a variety of other accessories. This highbay is suitable for ambient temperatures up to 50°C (122°F).

SPECIFICATIONS

Construction:

- Die-cast aluminum housing with heat-dissipating fins in a black powder coated finish
- Sealed design for use in Wet Locations
- Isolated top driver compartment optimizes thermal dissipation
- 3/4" Hook, 6' whip and security cable included

Optics/LEDs:

- UV-stabilized polycarbonate lens - IK10 impact tested
- Diffused 160° distribution
- Multiple lumen packages from 9100 to 30,000 lumens for job flexibility
- Available in 4000K and 5000K CCT
- Efficacy up to 140 LPW
- L70 >100,000 hours
- Rated for over 50,000 hours at 50°C (122°F)
- CRI ≥80

Electrical:

- Class 2 power supply, universal 120-277VAC, 50/60Hz
- Power Factor > 0.90
- Built in driver surge protection L/N-PE: 6kV, L-N: 4kV (67W = L- N: 2KV)

Installation:

- 3/4" NPT threaded hook included
- Can be conduit pendant (3/4") mounted, (conduit by supplied other)
- Optional yoke mount bracket for surface mount installation
- Integral battery backup - field or factory installed
- Includes 6' whip/cord standard

Options:

- Factory-installed battery backup (120-277VAC) 8W, delivers 900 lumens for over 90 minutes of emergency-powered illumination (Option: BB)
- Integral motion sensor (120-277VAC) located in the center of the lens (Option: SC). Sensor allows for two or three step/level dimming and has optional daylight harvesting capabilities. Settings can be adjusted with optional remote control accessory. See sensor details for default sensor settings

Testing & Compliance:

- cULus Listed for Wet Locations
- IP65 Rated
- IK10 Rated lens
- DesignLights Consortium® (DLC) Qualified
- Meets state of California Title 24 requirement for dimming and control of light fixtures
- Operating temperatures: -40°C to 50°C (-40°F to 122°F)

Warranty:

- Five Year Warranty (Terms and Conditions Apply)

Model: _____ Date: _____
 Accessories: _____
 Job Name: _____ Type: _____



Shown with optional Motion Sensor (SC) and Yoke accessory (RQHL-YK-BL)



Specs at a Glance		* Nominal Wattage			
Model	RQHL-67	RQHL-97	RQHL-140	RQHL-190	RQHL-215
Wattage (W)*	67	97	140	190	215
Lumens (lm)	9100	12,300	17,500	24,000	30,000
Efficacy (LPW)	136	127	125	136	140
Distribution	Diffused 160°				
CCT (K)	4000K, 5000K				
CRI	≥80				
Input Voltage	120-277VAC, 50/60Hz				
Operating Temp	-20°C to 50°C (-4°F to 122°F)				
Certifications	UL Listed for Wet Locations, IP65, IK10, DLC				
Warranty	5 Years				
Weight	5.8 lbs	6.0 lbs	6.1 lbs	9.3 lbs	6.7 lbs

* Nominal Wattage, tested at 5000K CCT. Values at 120/277VAC.

Note: Environment and application will affect actual performance. Typical values and 25°C (77°F) used for testing. Specifications subject to change without notice.

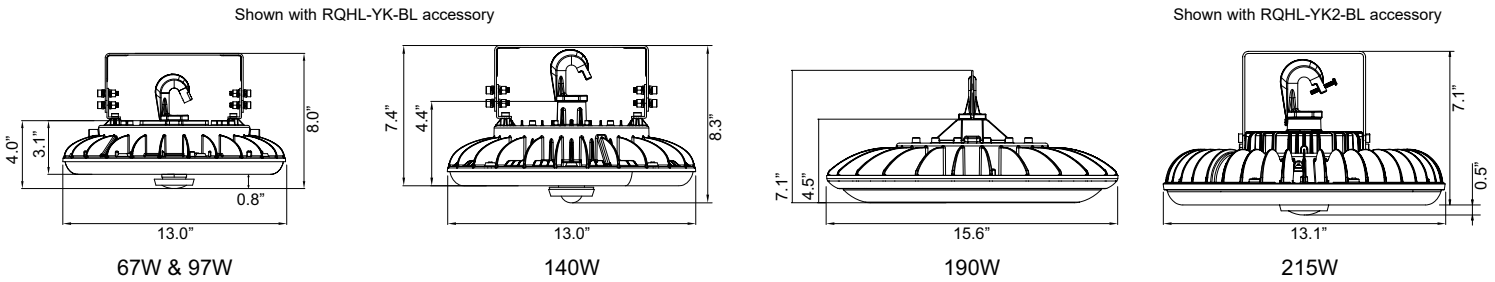
Accessories:

- External battery backup (120/277VAC) accessory blends in seamlessly with the design of the round highbay, delivers 900 lumens for over 90 minutes of emergency-powered illumination. Rated for ambient temperatures of 10°C to 40°C (50°F to 104°F)
- Remote for occupancy sensors option (TL-MSSW-REMOTE)
- Yoke mount bracket for surface mount applications (RQHL-YK-BL, RQHL-YK2-BL)
- Multiple line cords (indoor rated) for field installation (LC6T, LC15, LC15T)
- Remote for occupancy sensors option (TL-MSSW-REMOTE)
- Field-installed in-line 10kVA surge protector for 120/277VAC, 320V, 420J (20300032)

Ordering Information (Example: RQHL-97-VS-4K-BL-BB)

Series	Wattage	Input Voltage	CCT	Finish	Options (Factory Installed)
RQHL	67 = 67W	VS = 120/277VAC	4K = 4000K	BL = Black	BB ¹ = Battery Backup
	97 = 97W		5K = 5000K		SC = Motion Sensor
	140 = 140W				
	190 = 190W				
	215 ¹ = 215W				
Accessories² (Field installed)					
RQHL-YK-BL = Yoke Mount Bracket (67W, 97W, 140W, 190W), Black Finish					
RQHL-YK2-BL = Yoke Mount Bracket for RQHL-215W, Black Finish					
RQHL-BB-A-BL ¹ = 8W Battery backup kit, black finish (67W & 140W)					
RQHL-BB-B-BL ¹ = 8W Battery backup kit, black finish (97W & 190W)					
TL-MSSW-REMOTE = Remote for dimming sensor option (SC)					
LC6T = 6' Line cord, L7-20P plug (300V)					
LC15 = 15' Line cord, blunt end (300V)					
LC15T = 15' Line cord, L7-20P plug (300V)					
20300032 = Field-installed In-line 10kVA surge protector for 120/277VAC, 320V, 420J					
Notes					
¹ Battery Backup (BB) not available with 215W configuration					
² Order as a separate line item, shipped in a separate box for installation in the field					

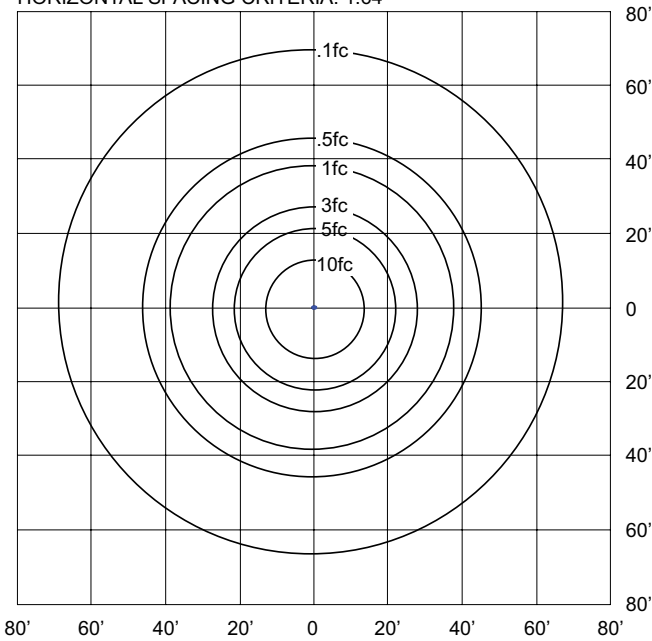
Dimensions



Sample Photometry

RQHL-190-VS-5K

IES: TYPE VS Very Short
 MOUNTING HEIGHT: 20'
 TILT: ZERO
 HORIZONTAL SPACING CRITERIA: 1.64




Battery Backup Kit (Option: BB)



Sensor Details



SC Option (Factory Installed)



Sensor Dip Switch Settings
(Dip Switches on Sensor)



TL-MSSW-REMOTE Accessory
(Sold Separately)

Sensor Settings (Remote)

DETECTION RADIUS/ANGLE	MAX 60'/360°
MOUNTING HEIGHT	MAX 40'
REMOTE RANGE	MAX 33'
FREQUENCY	5.8 GHz
HIGH MODE	70%, 80%, 90%, 100% (DEFAULT 100%)
SENSITIVITY	20%, 50%, 75%, 100% (DEFAULT 100%)
HOLD TIME	10sec, 1min, 5min, 10min, 15min, 20min, 30min, 60min (DEFAULT 5min)
DAYLIGHT HARVESTING	(disabled), 10Lux, 30Lux, 50Lux, 100Lux, 150Lux, 200Lux, 300Lux (DEFAULT disabled)
STANDBY DIM SETTING	0, 10%, 20%, 30%, OFF (∞), (DEFAULT 30%)
STANDBY TIME SETTING (TO OFF)	ON (disabled), 1min, 30min, 60min (DEFAULT 30min)