

DESCRIPTION

The P900U-RG series combines elegant styling with a cost-effective, edge-lit thermoplastic design for versatile, easy installation. It comes ready for ceiling or end mounting with an optional recessed mounting kit accessory, with both single- and double-face panels included in one box. A simple switch allows you to select red or green lettering on-site, making installation easier while reducing inventory. Stylish, adaptable, and code-compliant, this all-in-one exit sign is ideal for commercial, retail, office, and institutional spaces delivering life-safety compliance with a sleek look.

FEATURES & BENEFITS

- **Dual-Color Legend Panel:** Comes with a single edge-lit acrylic panel with selectable red or green EXIT legends, allowing on-site customization to meet local code or aesthetic requirements
- Features a pivoting design for simple installation in any application, including surface and recessed wall, ceiling and sloped ceilings
- **Surface and Recessed Mounting Options:**
 - **Surface Mount:** Includes a sleek mounting canopy for ceiling or wall surface installations
 - **Recessed Mount Kit (P900U-RK-WH):** A recessed enclosure and adjustable hanger bars, enabling secure installation into T-bar grid or hard ceiling environments is available as a field-installed accessory kit
- Field-selectable directional chevrons
- UL Listed for Damp Locations
- Suitable for installation in existing drywall applications
- California Energy Commission (CEC) compliant

SPECIFICATIONS

Illumination:	Long-life, high-intensity, field-switchable red or green LEDs
Construction:	Rugged, injection-molded UL 94 5VA flame retardant, high temperature thermoplastic housing
Input:	120-277VAC, 50/60Hz
Battery:	Maintenance-free LiFePO4 battery
Operating Temp:	LB: -25°C to 50°C (-13°F to 122°F) WB: 5°C to 50°C (41°F to 122°F)
Run Time:	UL Listed 120 minute emergency run time, 24 hour recharge time
Mounting:	Ceiling, wall and end surface mount or recessed mount
Finishes:	White
Certifications:	UL Listed for Damp Locations, NFPA 101, California Energy Commission (CEC) compliant
Warranty:	Any component that fails due to a manufacturing defect is guaranteed for five years with a separate five year prorated warranty on the battery. The warranty does not cover physical damage, abuse or instances of uncontrollable natural forces. See the full Exitronix warranty document for detailed information and product registration instructions. (Terms and Conditions apply)

Model: _____ Date: _____
Accessories: _____
Job Name: _____ Type: _____



Field-switchable red and green legends



ORDERING INFORMATION Example: P900U-RG-WB-S-WH-G2

Series	Power Source	Mounting	Finish	Options (Factory Installed)
P900U-RG ¹	LB = AC Only WB = With Battery	S = Surface Mount	WH = White	G2 ² = Self-test/Self-diagnostics
				Accessories³ (Field installed, order as separate line item)
				P900U-RK-WH - P900U-RG Series, Recessed Mounting Kit, White Finish
				ER1-KIT = 1' Pendant Mount Kit
				ER2-KIT = 2' Pendant Mount Kit
Notes				ERG-SC = Single Clear Panel for Red/Green Switchable Edgelit EXIT and Combos
¹ Includes (1) single-face clear and (1) double-face mirrored panel				ERG-SM = Single Mirror Panel for Red/Green Switchable Edgelit EXIT and Combos
² Not available on LB configurations				ERG-DM = Double Face Mirror Panel for Red/Green Switchable Edgelit EXIT and Combos
³ Order as separate line item				

ELECTRICAL RATINGS

Model	LiFePO4 Battery	Brownout	Low Voltage Disconnect	Overload Disconnect	Short Circuit Disconnect	Solid State Transfer	Input			
							VAC	Hz	mA	W
P900U-RG-LB-S-WH	N/A	Yes	N/A	N/A	N/A	N/A	120-277	50/60	40	2.5
P900U-RG-WB-S-WH	3.2V, 600 mAh	Yes	Yes	Yes	Yes	Yes	120-277	50/60	55	3.5
P900U-RG-WB-S-WH-G2	3.2V, 600 mAh	Yes	Yes	Yes	Yes	Yes	120-277	50/60	55	3.5

CONSTRUCTION

The P900U-RG series has an injection-molded enclosure constructed of UV-stabilized, UL 94 5VA flame-retardant, high-temperature, high-impact thermoplastic in recessed mount and surface mount housing. UV-stabilized ultra-clear acrylic edge-lit panel provides consistent, uniform illumination.

Panels

Panels constructed of high quality clear acrylic for maximum light output. Exit letters are 6" high with a 3/4" stroke. Two configurations of panels are provided; single-face clear and double-face mirror. Units are supplied with field selectable directional chevrons for all configurations.

ILLUMINATION

High-output red or green LEDs provide superior brightness. Energy consumption of less than 2.5W for AC only and less than 3.5W for battery back-up units. LEDs are a maintenance-free solution.

ELECTRICAL**Input**

120-277VAC @ 50/60Hz

Lithium Phosphate (LiFePO4) Battery

Extronix LiFePO4 batteries are environmentally friendly as well as thermally and chemically stable which makes them one of the safest batteries to use.

Emergency

The P900U-RG Series exit will operate for a minimum of 120 minutes during a loss of power with a 24 hour maximum recharge time for the battery.

Test Button

The test button is easy to locate and provides manual verification of the transfer circuit and emergency lamps.

INSTALLATION

Installs in minutes with easy-to-read instructions and detailed diagrams. No special hardware or tools necessary. Internally housed components and battery.

OPTIONS**Guardian G2 Self-test/Self-diagnostics (WB units only)**

The Guardian bi-color circuit is factory preset; without any field adjustments needed. It continuously monitors the performance condition of the AC power, battery supply, and charging circuitry.

The intent of this option is to provide visual signaling to identify fault at the Exit. Fault indicators are as follows:

1. Green: On/Ready
Blinking: Testing
2. Red: Service Alert
3. Service Alert LED Code (Red LED Lamp Indicator)

•	One blink, 4 sec pause	Battery is not connected
• •	Two blinks, 4 sec pause	Battery voltage too low
• • •	Three blinks, 4 sec pause	Charger board circuit failure
• • • •	Four blinks, 4 sec pause	Transfer function failure
• • • • • • •	Seven blinks, 4 sec pause	LED strip failure

NOTE: After solving the fault of the emergency equipment, press the test button for two seconds without releasing to reset. LED indicator will show green.

Self-testing/Self-diagnostics also has a manual test function, press test button as follows:

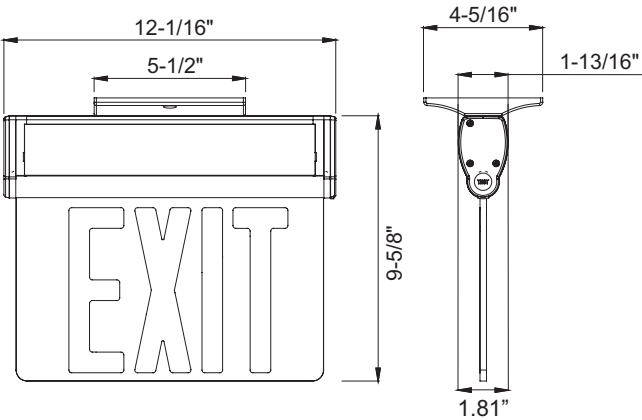
Press test button once	30 Second discharge test
Press test button twice within two seconds	3 Minute discharge test
Press test button three times within two seconds	30 Minute discharge test
Press test button four times within two seconds	90 Minute discharge test

CONFORMANCE TO CODES & STANDARDS

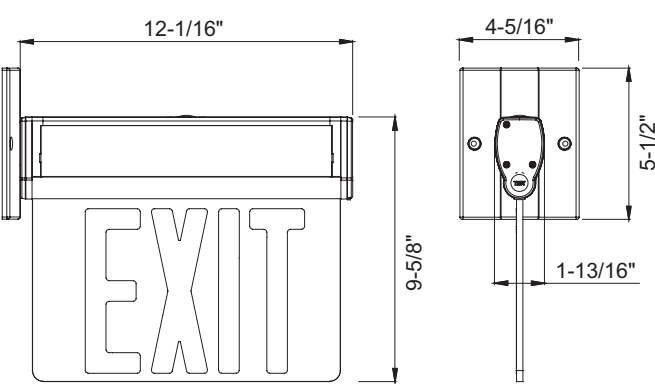
The P900U-RG Series is UL 924 Listed for Damp Locations. The series meets or exceeds the CEC and NEC requirements as well as NFPA 101. California Energy Commission (CEC) compliant.

DIMENSIONS

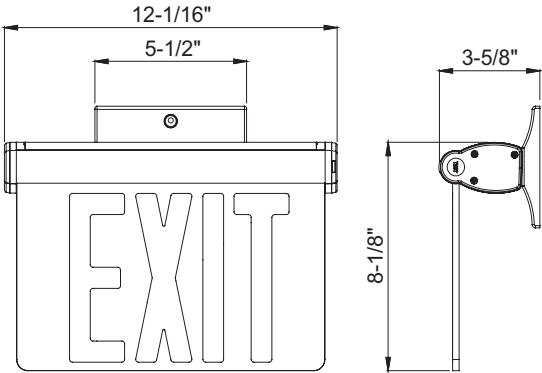
Ceiling Mount



Flag/End Mount



Wall Mount



Recessed Mount
(Shown: P900U-RK-WH assembled to surface mount fixture)

