

OG-315-8 Series

315W CMH Vented Reflector High Performance Grow Light System



The OG-315-8 CMH Vented Reflector High Performance Grow Light System is designed to optimize the entire light spectrum for complete vegetative and flower production. Vertical lamp orientation combined with superior photometric performance creates a greater amount of uniform light nutrients. The OG-315-8 features Growlite's patented Concealed Vacuum Airflow Technology, maintaining 100% reflective capability and improving airflow efficiency.

REFLECTOR (GLH-OG-315-8)

- New reflector specifically designed for the 315W full spectrum CMH lamp delivers better performance than traditional 600W HPS fixtures
- Vertical lamp orientation provides longer lamp life, resulting in more cycles and less lumen depreciation between lamp changes
- 8" Removable ducts maintain 100% reflective capability and improve airflow efficiency which allows more hoods to be vented using fewer fans
- 8" Removable louvered plates for non-vented applications

CMH LAMP (GLL-315-CSI-T15)

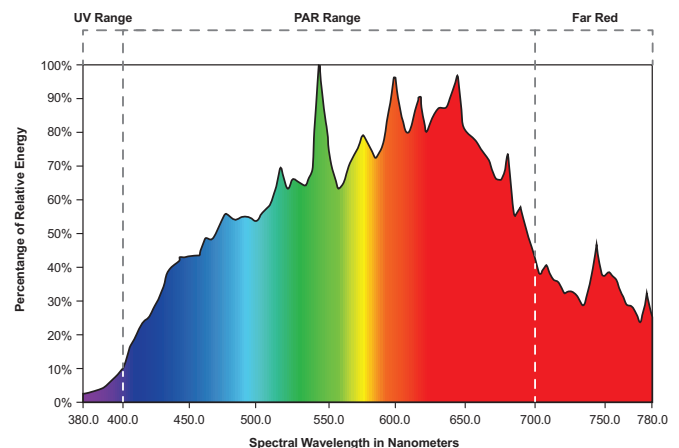
- Lamp Wattage: 315W
- Operating Voltage: 100V
- Operating Current: 3.15A
- Initial Lumens: 32,000
- Lamp Lumens Per Watt: 102
- Rated Life: 20,000 hours
- Color Temperature: 4000K
- Color Rendering Index (CRI): 95
- Burning Position: Universal
- Bulb Designation: T15
- Fixture Rating: Open/Enclosed
- ANSI Designation: C182/O

CMH BALLAST (GLB-315-A-120/277)

- Operates all 315W CMH lamps
- Soft start stabilizes start-up loads and extends lamp life and performance
- LED status displays voltage and wattage in normal operation
- 6' 120VAC Power cord provided
- 120/208/240/277VAC Voltage sensing input
- Standard S-Type lamp connector
- cULus Listed for Damp Location

WARRANTY

Growlite reflectors and/or hoods are warranted for a period of five years. Electronic ballasts will be warranted by the manufacturer for a period of three years. Lamps are not manufactured by Growlite and are not warranted by the manufacturer. The warranty does not cover physical damage, abuse or instances of uncontrollable natural forces. See the full Growlite warranty document for detailed information.



PART NUMBER:

GLH-OG-315-8-315-CSI-120/277

Dimensions: L 16.8" x W 16.8" x H 12.8"

Installed Weight: 27.5 lbs / 12.5 kgs

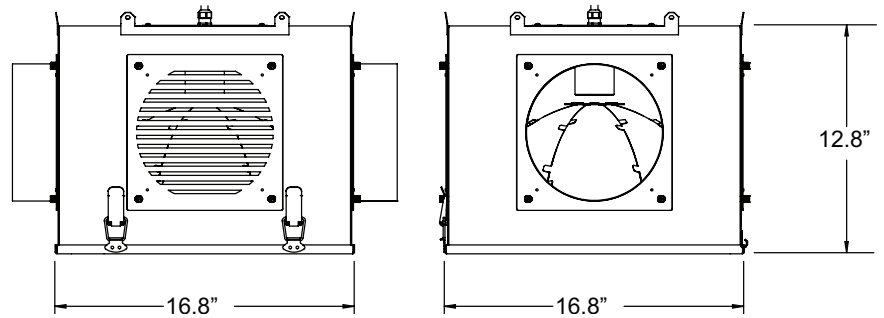
Model: _____ Date: _____
Comments: _____
Job Name: _____ Type: _____



REFLECTOR DATA

Performance

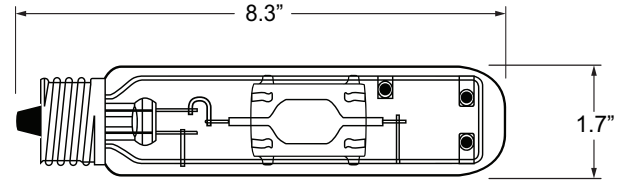
- Constructed of heavy-duty 22 gauge steel
- 1/8" Thick tempered glass lens
- Removable door for easy lamp access and cleaning
- Standard with 15' cord and ballast plug
- 315W CMH
- One (1) pair of V-Hooks for mounting



LAMP DATA

Physical Data / Requirements

- Base Designation: EX39
- Bulb Diameter: 46 mm (max)
- Max Overall Length (MOL): 211 mm (max)
- Light Center Length (LCL): 127 ± 3 mm
- Max Base Temperature: 250°C
- Max Bulb Temperature: 600°C
- Socket Pulse Rating (KV): 3500-4500V
- Socket Style: E39 Mogul Base



BALLAST DATA

Performance

- Rated Voltage: AC90-305VAC
- Input Frequency: 50/60Hz
- Ambient Operating Temperature (TA): -25°C to 50°C
- Crest Factor (CF): <1.5
- Power Factor (PF): ≥0.95
- Total Harmonic Distortion (THD): <20%
- Current Draw: 2.84A @ 120VAC, 1.42A @ 240V, 1.23A @ 277VAC

Protections

- Short Circuit
- End of Lamp Life (EOL)
- Ignition Failure
- Over/Under Voltage
- Open Circuit
- Hot-Start
- Overheat

