

EXITRONIX CHIR Series works with City of Chicago products CHIX-WB-RC and CHIM-RC. The Chicago indoor remote CHIR series round lamp head and base plate is made of durable 20 gauge steel with a white powder coated finish.

### FEATURES

- Suitable for City of Chicago
- Compatible with **CHIX** and **CHIM** series
- Lamps include fully adjustable flex arm
- Mounts directly to J-box, suitable for surface ceiling or wall mount installations
- Up to 40' on-center spacing

### SPECIFICATIONS

Illumination:	1.5W (Single head) or 3W (Double head) LED lamps produce 200 lumens per lamp head; 5000K CCT, 22° beam angle
Housing:	20 Gauge steel with fully adjustable arm
Electrical Input:	6VDC
Operating Temp:	0°C to 50°C (32°F to 122°F)
Mounting:	Surface ceiling or wall mount
Finishes:	White
Certifications:	UL 924 Damp Location Listed, meets or exceeds City of Chicago, NEC requirements and NFPA 101
Warranty:	Any component that fails due to a manufacturing defect is guaranteed for three years. The warranty does not cover physical damage, abuse or instances of uncontrollable natural forces. See the full Exitronix warranty document for detailed information (Terms and Conditions apply)

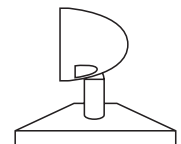
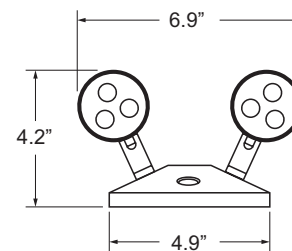
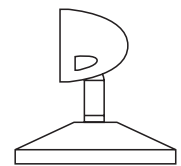
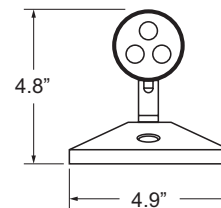
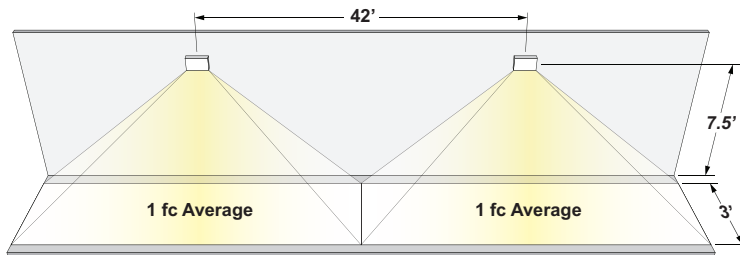
Model: \_\_\_\_\_ Date: \_\_\_\_\_  
Accessories: \_\_\_\_\_  
Job Name: \_\_\_\_\_ Type: \_\_\_\_\_



### ON-CENTER SPACING (Multiple units mounted at a typical 7.5 foot height)

Model	# of LED Lamps	3' Path, 6' Corridor	6' Path, 6' Corridor
CHIR-D-WH	2	42'	40'

Barron assumes no responsibility for local requirements or specific project variables. This is a guideline to be used as a design aid, not as a guarantee of any code compliance.



### ORDERING INFORMATION Example: CHIR-S-WH

Series <sup>1</sup>	Style	Finish
CHIR = City of Chicago Indoor Remote	S = Single Lamp Head	WH = White
	D = Double Lamp Head	

Notes

<sup>1</sup> Compatible with **CHIX** and **CHIM** series, consult factory for compatibility with other product series