

**SPECIFICATIONS**

**Construction:**

The Trace-lite TL705-CF Series features a durable, extruded aluminum enclosure available in white, black or bronze powder coated finish. Enclosure is fully sealed and gasketed, and is Wet Location Listed for outdoor use. Enclosure and hardware are corrosion resistant. The TL705-CF is available with a choice of I.E.S. Type 3 or Type 5 prismatic, borosilicate glass refractors. The lamps and refractors are protected by a high-impact, UV stabilized polycarbonate lens.

**Lamps & Ballasts**

Compact Fluorescent: Lamps from 26 to 57 watts, utilizing either a GX23-2 or GX24-q3 base with a magnetic ballast rated for a minimum operating temperature of -4°C (25°F) or electronic programmed start ballast rated for a minimum operating temperature of -20°C (-4°F).

For pathway illumination, it is recommended to use 42 watt or 57 watt lamps.

**Installation:**

The Trace-lite TL705-CF Series features a sturdy base plate anchored with three 8" J-bolts, bollard body is anchored to base using tamper resistant hardware.

**ARRA - Buy America (Option: USA):**

Fixture series may be built to comply with the American Recovery and Reinvestment Act of 2009 (ARRA) requirements and Buy American provisions - call factory for details.

**Listing:**

The TL705-CF is CSA listed for wet locations.

**Warranty:**

Any housing component that fails due to manufacturer's defect is guaranteed for two years from time of shipment. Ballasts, Capacitors, and Ignitors are warranted for one year from time of shipment. Warranty does not apply to damages caused by improper installation, abuse, fire or acts of God. Lamp is not covered by manufacturer's warranty.

Model: \_\_\_\_\_ Date: \_\_\_\_\_  
 Accessories: \_\_\_\_\_  
 Job Name: \_\_\_\_\_ Type: \_\_\_\_\_



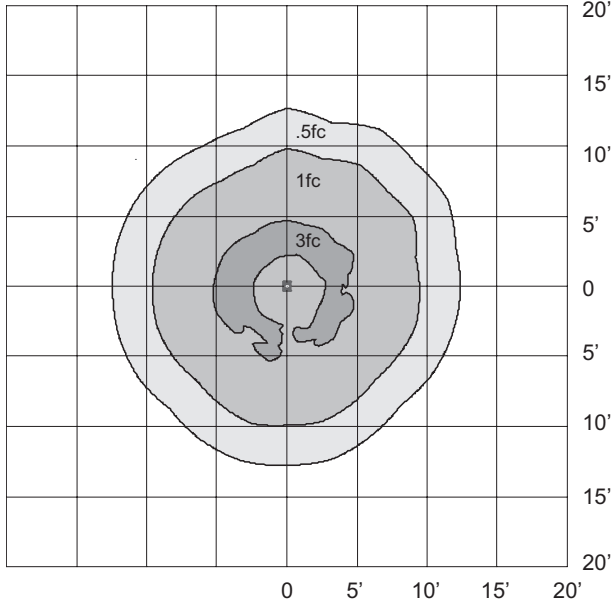
**ORDERING INFORMATION**

Example: TL705-CF-42-3-120/277-USA

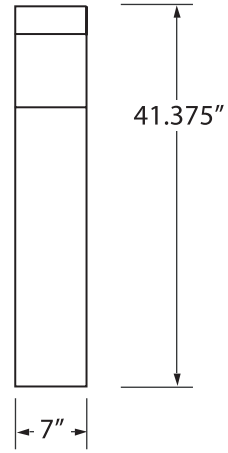
Series	Lamp Type	Lamp Wattage <sup>1</sup>	Reflector	Input Voltage	Finish
TL705	CF = Compact Fluorescent	26 = 26 Watts	3 = IES Type 3	120/277 = 120/277VAC	Blank = Bronze
		32 = 32 Watts	5 = IES Type 5		WH = White
		42 = 42 Watts			BL = Black
		57 = 57 Watts			
<b>Options (Factory Installed)</b>					
SZXXX <sup>2</sup> = Single Line Side Fuse (120 or 277VAC)					
USA = Meets Buy America Requirements					
<b>Accessories<sup>3</sup> (Field Installed)</b>					
MK700-4 = Mountng Kit, Brkt & 4" Anchor Bolts					
MK700-8 = Replacement Mounting Kit, Brkt & 8" Anchor Bolts (Inc. Standard)					
MK700-12= Mounting Kit, Brkt & 12" Anchor Bolts					
MK700-15= Mounting Kit, Brkt & 15" Anchor Bolts					
RL700 = Replacement Polycarbonate Lens					
<b>Notes</b>					
<sup>1</sup> 42 watt and 57 watt lamps are recommended for pathway illumination					
<sup>2</sup> Specify voltage					
<sup>3</sup> Order as separate line item					

**SAMPLE PHOTOMETRICS**

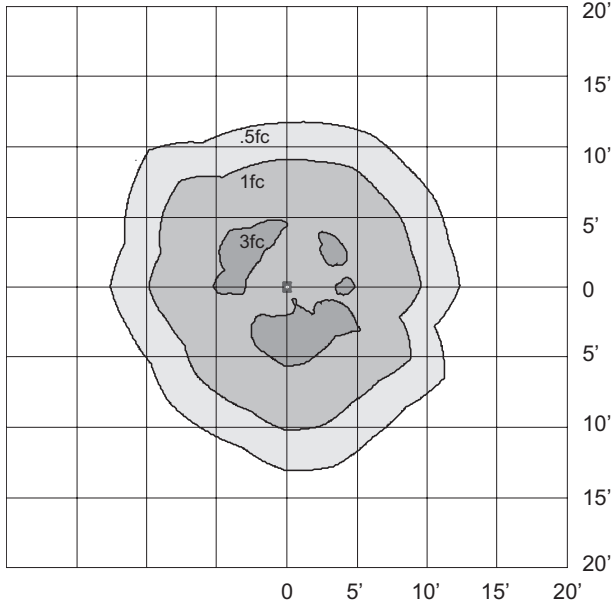
TL705-CF-42-3 IES TYPE 3 REFRACTOR



**DIMENSIONS**



TL705-CF-42-5 IES TYPE 5 REFRACTOR



**MOUNTING TEMPLATE**

