

SPECIFICATIONS

Construction:

The Trace-lite TL701-CF Series features a durable, extruded aluminum enclosure available in white, black or bronze powder coated finish. Enclosure is fully sealed and gasketed, and is Wet Location Listed for outdoor use. Enclosure and hardware are corrosion resistant. The TL701-CF is available with a choice of I.E.S. Type 3 or Type 5 prismatic, borosilicate glass refractors. The lamps and refractors are protected by a high-impact, UV stabilized polycarbonate lens.

Lamps & Ballasts

Compact Fluorescent: Lamps from 26 to 57 watts, utilizing either a GX23-2 or GX24-q3 base with a magnetic ballast rated for a minimum operating temperature of -4°C (25°F) or electronic programmed start ballast rated for a minimum operating temperature of -20°C (-4°F).

For pathway illumination, it is recommended to use 42 watt or 57 watt lamps.

Installation:

The Trace-lite TL701-CF Series features a sturdy base plate anchored with three 8" J-bolts, bollard body is anchored to base using tamper resistant hardware.

ARRA - Buy America (Option: USA):

Fixture series may be built to comply with the American Recovery and Reinvestment Act of 2009 (ARRA) requirements and Buy American provisions - call factory for details.

Listing:

The TL701-CF is CSA listed for wet locations.

Warranty:

Any housing component that fails due to manufacturer's defect is guaranteed for two years from time of shipment. Ballasts, Capacitors, and Ignitors are warranted for one year from time of shipment. Warranty does not apply to damages caused by improper installation, abuse, fire or acts of God. Lamp is not covered by manufacturer's warranty.

Model: _____ Date: _____
 Accessories: _____
 Job Name: _____ Type: _____



ORDERING INFORMATION

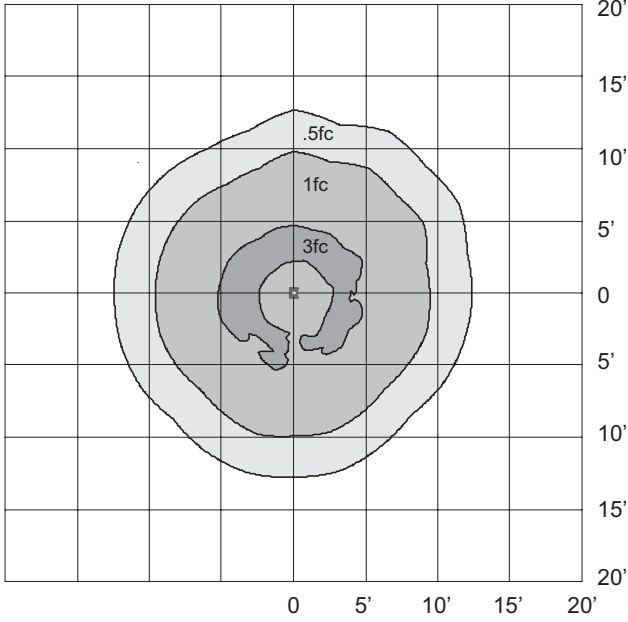
Example: TL701-CF-42-120/277-USA

Series	Lamp Type	Lamp Wattage ¹	Refractor	Input Voltage	Finish
TL701	CF = Compact Fluorescent	26 = 26 Watts	3 = IES Type 3	120/277 = 120/277VAC	Blank = Bronze
		32 = 32 Watts	5 = IES Type 5		WH = White
		42 = 42 Watts			BL = Black
		57 = 57 Watts			
					Options (Factory Installed)
					SZXXX ² = Single Line Side Fuse (120 or 277VAC)
					USA = Meets Buy America Requirements


		Accessories ³ (Field Installed)
		MK700-4 = Mountng Kit, Brkt & 4" Anchor Bolts
Notes		MK700-8 = Replacement Mounting Kit, Brkt & 8" Anchor Bolts (Inc. Standard)
¹ 42 watt and 57 watt lamps are recommended for pathway illumination		MK700-12= Mounting Kit, Brkt & 12" Anchor Bolts
² Specify voltage		MK700-15= Mounting Kit, Brkt & 15" Anchor Bolts
³ Order as separate line item		RL700 = Replacement Polycarbonate Lens

SAMPLE PHOTOMETRICS

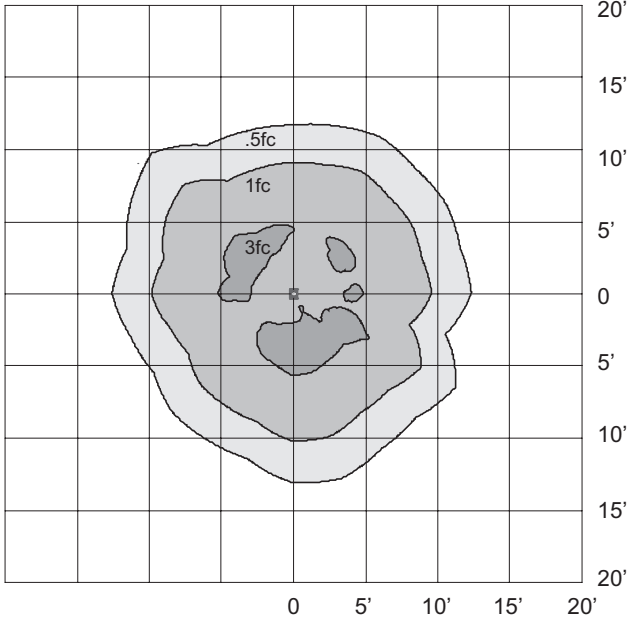
TL701-CF-42-3 IES TYPE 3 REFRACTOR



DIMENSIONS



TL701-CF-42-5 IES TYPE 5 REFRACTOR



MOUNTING TEMPLATE

